

THE WA GP SHORTAGE

THE IMPACT ON OUR COMMUNITIES AND HEALTH SECTOR

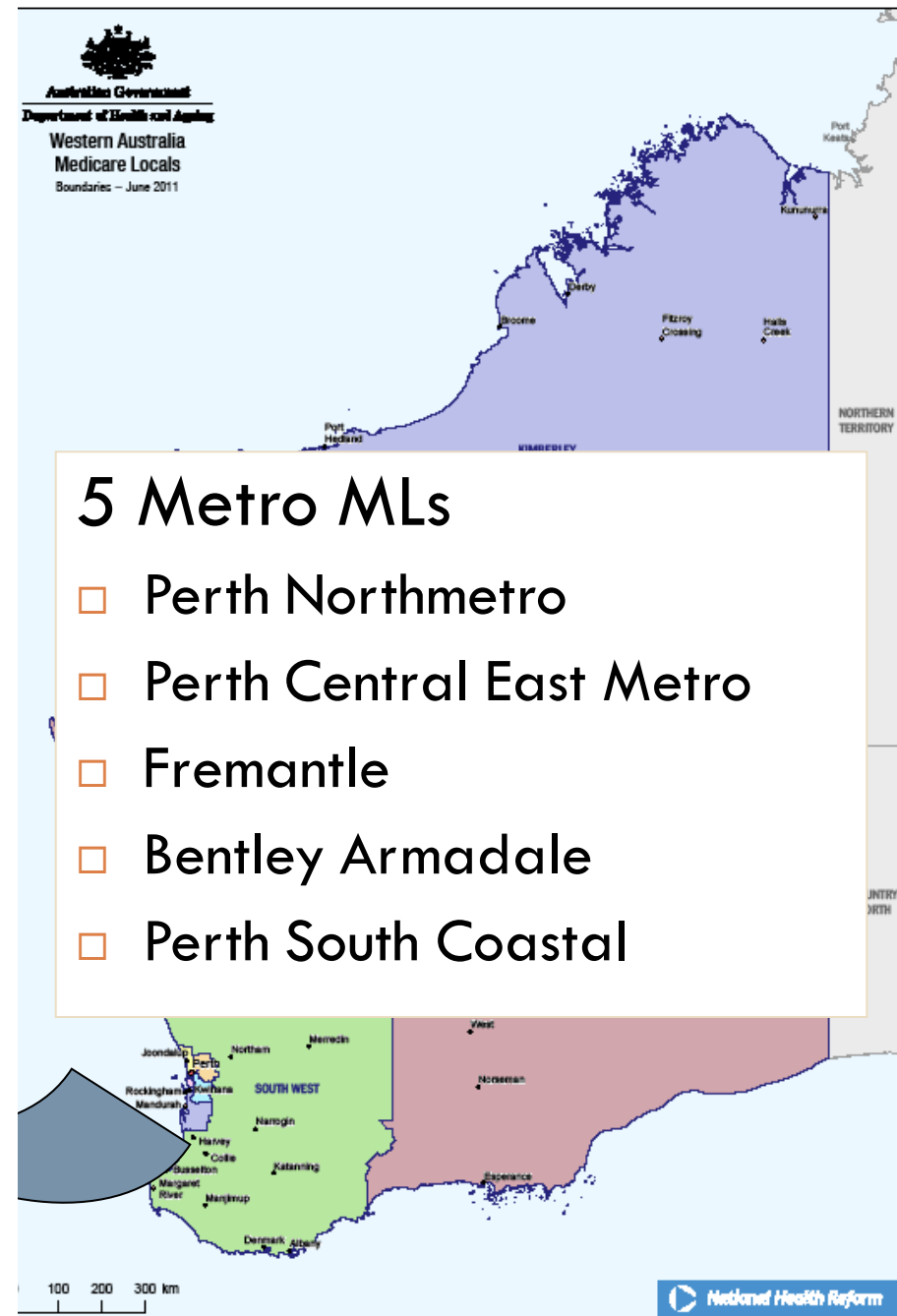
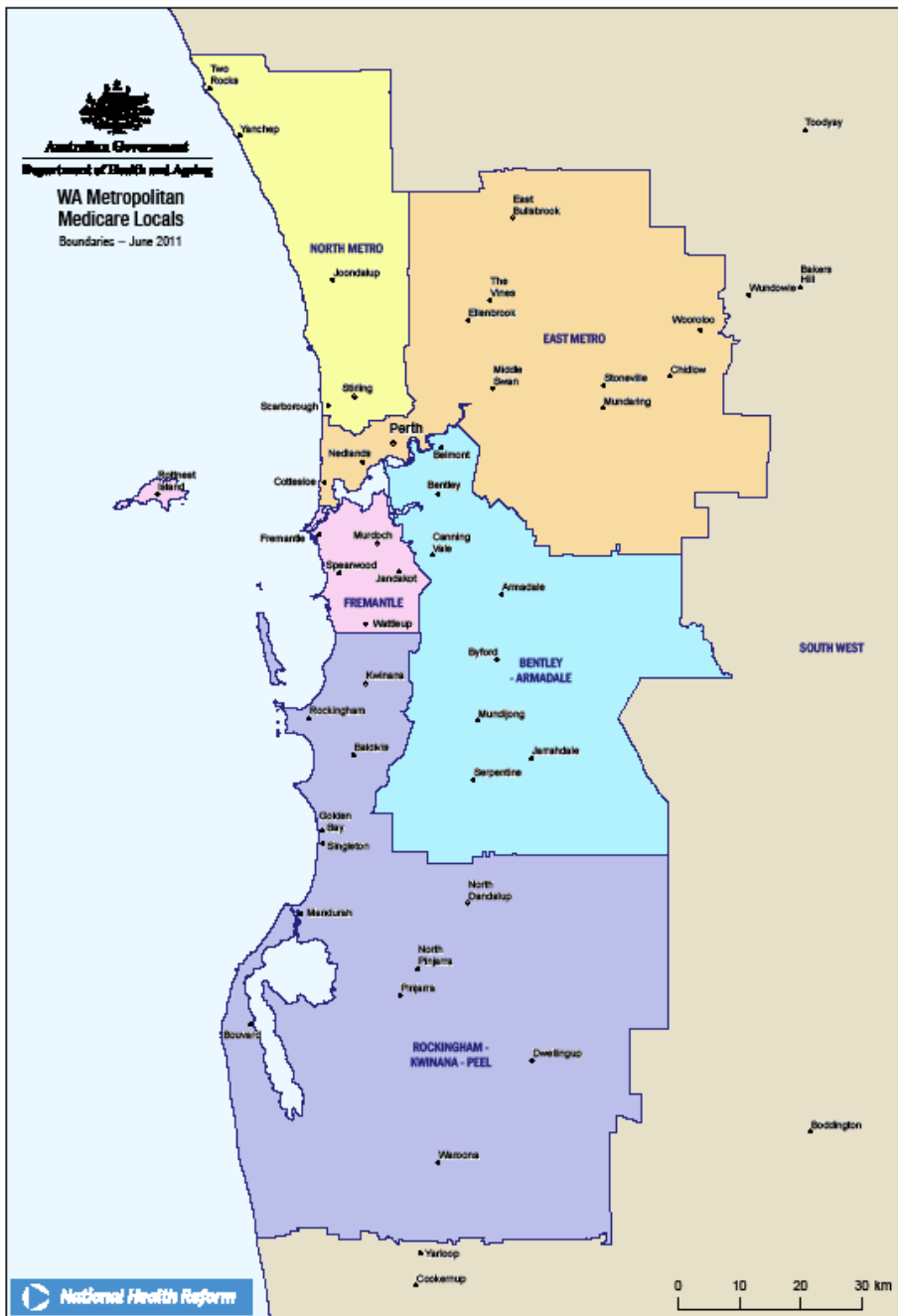
The Primary Care Perspective





Medicare Locals

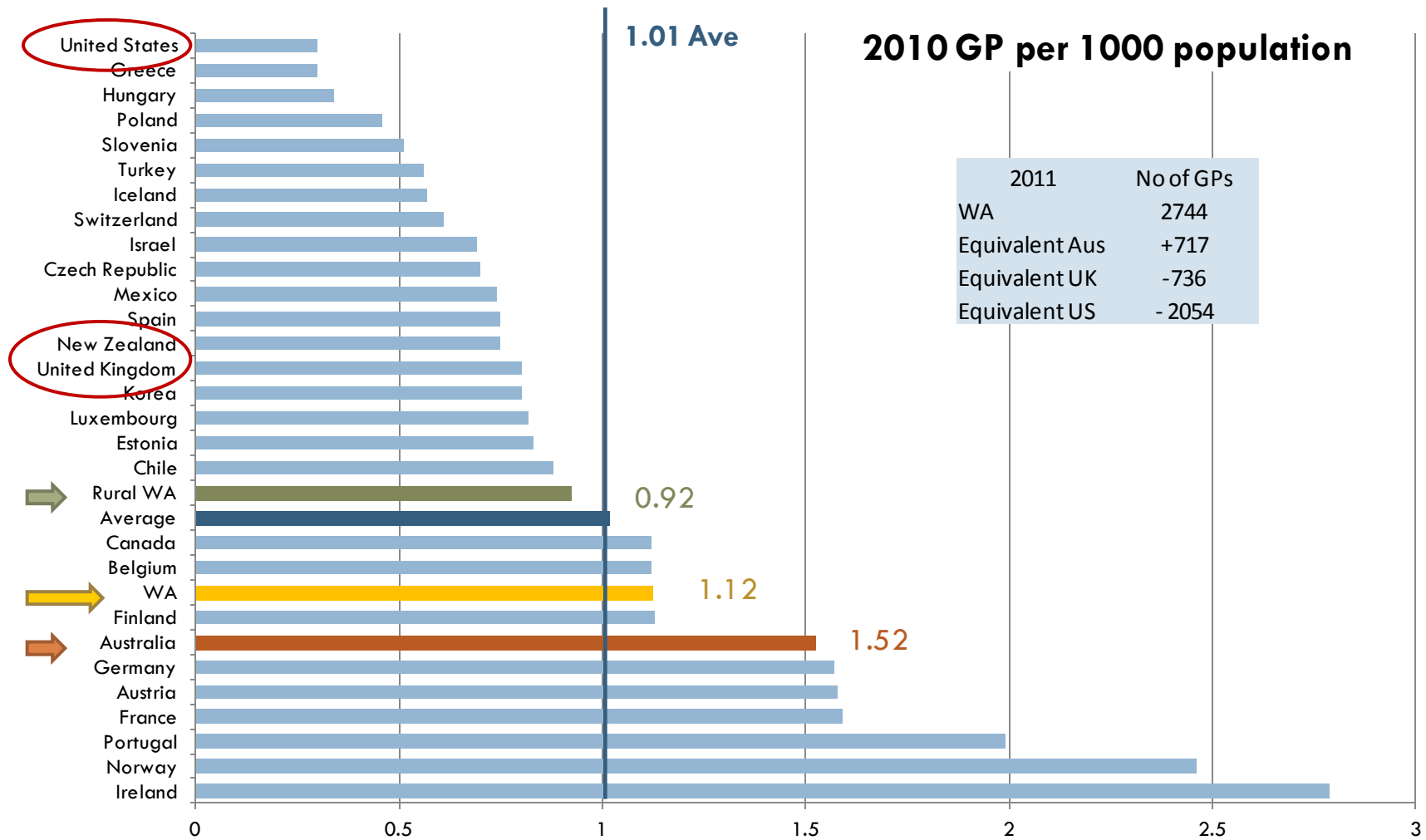
- 61 in Australia
 - ▣ Population 1,000,000 to 100 000 people
 - ▣ Size 1,000,000 km² to 100 km²
 - ▣ Population Health Remit
- Broad Primary Care membership
 - ▣ Autonomous artisans
e.g. General Practice, Physio, Pharmacy, Nurses, Dentists
 - ▣ NGOs
e.g. Silver chain, ARAFMI, DAWA, ACHWA, Cancer council
- Connectivity across health
 - ▣ Navigation for patients
 - ▣ Health services – Governing councils, Lead Clinicians, State Health



What is a shortage?

- Number
- Access
- Health Outcomes
- Distribution

The number of GPs?



2011	No of GPs
WA	2744
Equivalent Aus	+717
Equivalent UK	-736
Equivalent US	-2054

Access

- Proxy markers

- Bulk billing rates

	Aus	WA
Rising from 2003	80.9	70.8

- Waiting Times

Less than Aus ave	18%	16%
-------------------	-----	-----

- Number of consults (pa)

Fewer than Aus	5.1	4.4
----------------	-----	-----

Health Outcomes

- Life expectancy

Aus	WA	WA Ind
81.7	80.7	68.7

- Globally

- Australia

3rd

- Indigenous Australia

126th (= global ave)

- Infant Mortality

19th

Distribution

- FTE

- Feminisation

- Lifestyle

	FTE
Aus	0.61
WA	0.55

- Rural vs Metro

- WA Metro

- Outerurban vs The River

- WA Rural

- GP per 1000 population: 0.5 to 0



Support of GP Workforce

- Access and Support
 - ▣ Practice support – Changes in practice
 - ▣ APCC – Practice efficacy
 - ▣ Allied health support – ATAPS, Diabetes, Falls
- Education
 - ▣ Training
 - ▣ Professional upskilling
 - ▣ Health Literacy
- Distribution
 - ▣ Outer Metro Regionalisation Program
 - ▣ Outer metropolitan - WAGPET



After Hours GP program

- Metropolitan
 - After hours networks
 - After hours clinics
 - Additional After hours services
 - 10-15% increase in after hours
 - Additional ~1000 patients between 7pm-11pm
 - Extension of Area 11pm-8am Locum Services
- Rural
 - Problems with in-hours
 - Support for ongoing AH practices
 - Innovation fund

Health Service Planning

- Collaboration with Area Health Services
 - ▣ North Metro (MLs, Health Service, Governing Council)
 - ▣ Policy and Strategy
 - Providing common public health and population data
 - Target priority population groups
 - Ensuring no primary health care services be created by State health if that service exists or should exist in primary health
 - Immunisation
 - ▣ Research (CHASM)
 - Collaborative for Healthcare Analysis and Statistical Modelling

GP Workforce Shortage

- What workforce shortage?
 - ▣ Distribution
 - ▣ Efficacy
- Medicare Locals
 - ▣ Training
 - ▣ Health Literacy
 - ▣ Population health
 - ▣ Health policy
 - ▣ Coordinated clinical service plan
 - ▣ Research and modelling

