

Paediatric Respiratory Pathogen Report

Week 47, 16th November– 22nd November 2020

Please note, an abridged version of this report will be circulated whilst virus activity is low

- There were 40 paediatric cases of RSV this week. Thirty-two were from the Metro area and 8 were from regional WA.
- There were no paediatric cases of influenza this week.
- The total number of paediatric cases of COVID-19 detected by PCR at PathWest is 32, as of 24th of November.

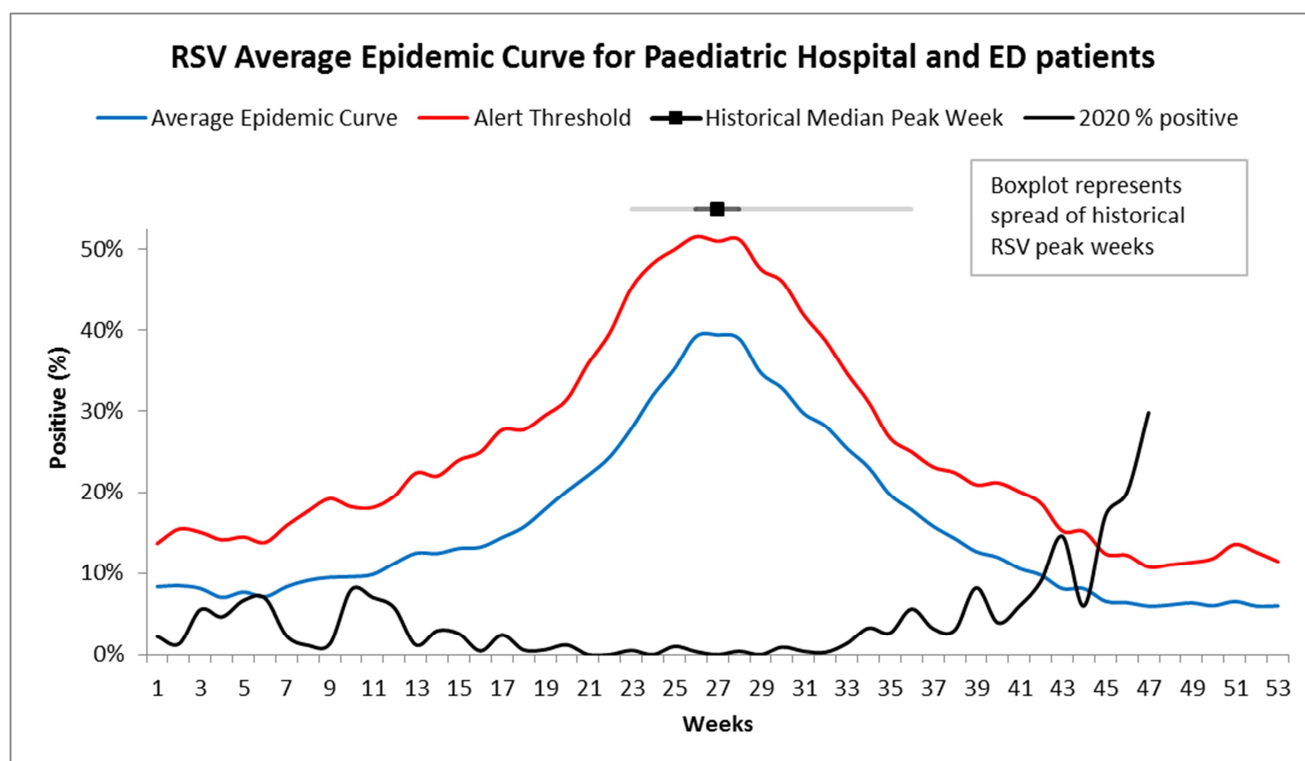


Figure 1: The current season plotted against the Paediatric RSV Average Epidemic Curve. The average epidemic curve was constructed by averaging all seasons measured at PathWest QE2 from 2007-2019. The high intensity threshold is 1.645 standard deviations above (upper 90% CI) the average epidemic curve. Data represents all WA hospitalised and ED paediatric patients tested by PathWest.

RSV proportion positive (30%) is well above levels historically observed at this time of year.

Data is representative of all patients attending a hospital (public or private) in Western Australia, for which a respiratory sample was collected and tested at a PathWest laboratory.

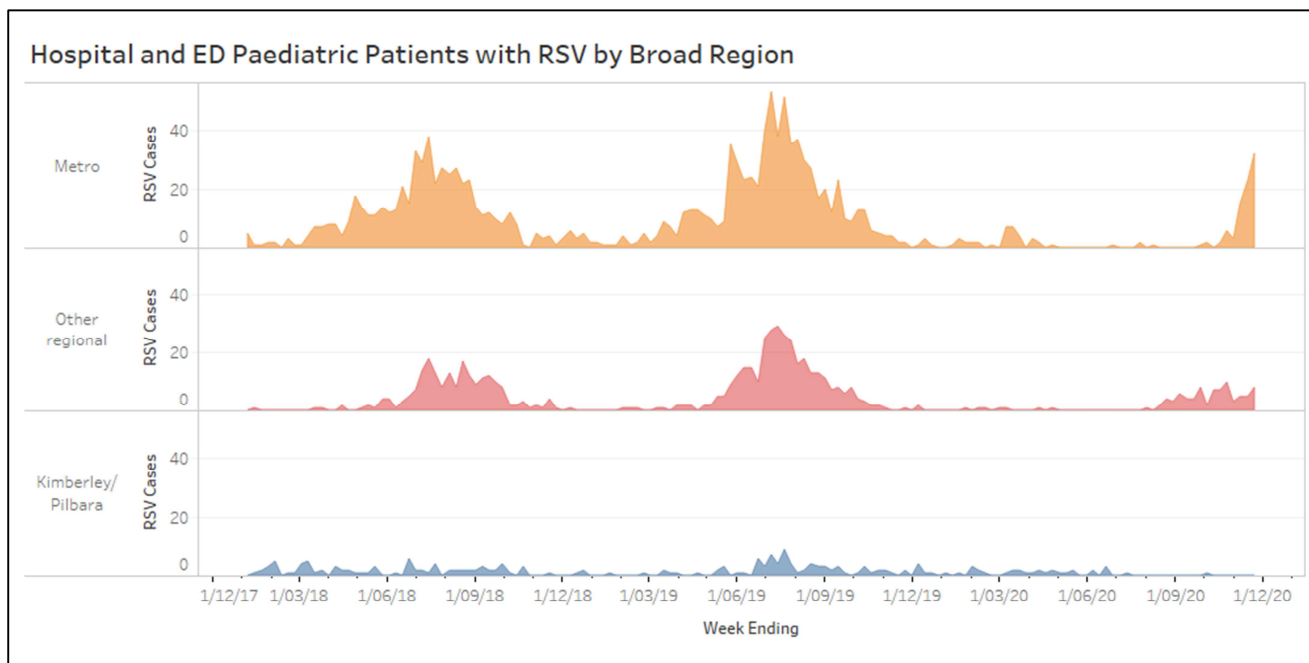


Figure 2: Hospitalised paediatric patients with RSV in Perth metropolitan region, in both Kimberley and Pilbara combined and in the remaining regions combined.

There were 40 paediatric cases of RSV this week. Thirty-two were from the metro area, 5 were from the Midwest, 2 from the Southwest and one each from the Great Southern and Goldfields.

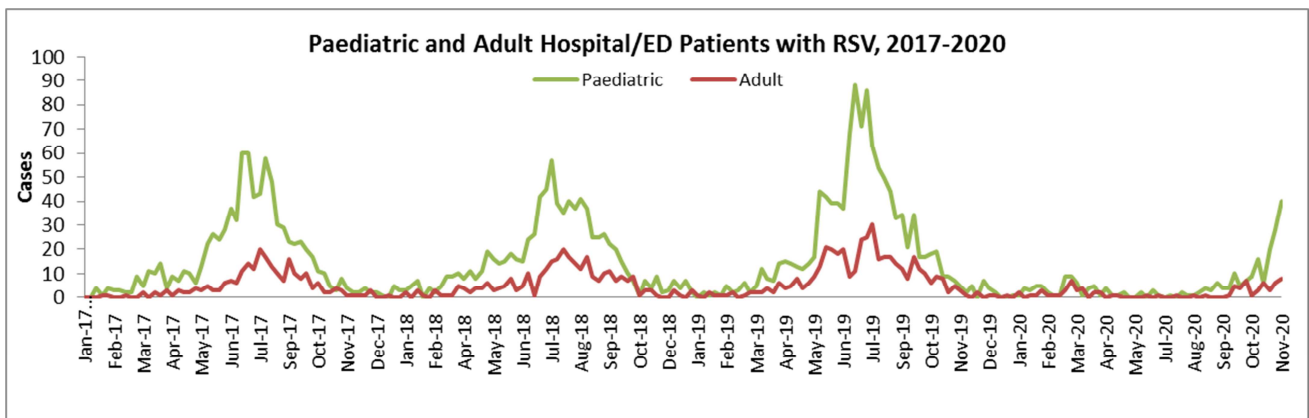


Figure 3: Paediatric and adult hospitalised patients with RSV, 2017-2020.

There were 40 children and 8 adults with RSV who attended a hospital.

Data is representative of all patients attending a hospital (public or private) in Western Australia, for which a respiratory sample was collected and tested at a PathWest laboratory.