

Paediatric Respiratory Pathogen Report

Week 1, 4th January 2021 – 10th January 2021

Please note, an abridged version of this report will be circulated whilst influenza activity is low

- There were 125 paediatric cases of RSV this week. 87 were from the Metro area and 38 were from regional WA.
- There were no paediatric cases of influenza this week.
- The total number of paediatric cases of COVID-19 detected by PCR at PathWest is 39, as of 12th of January.

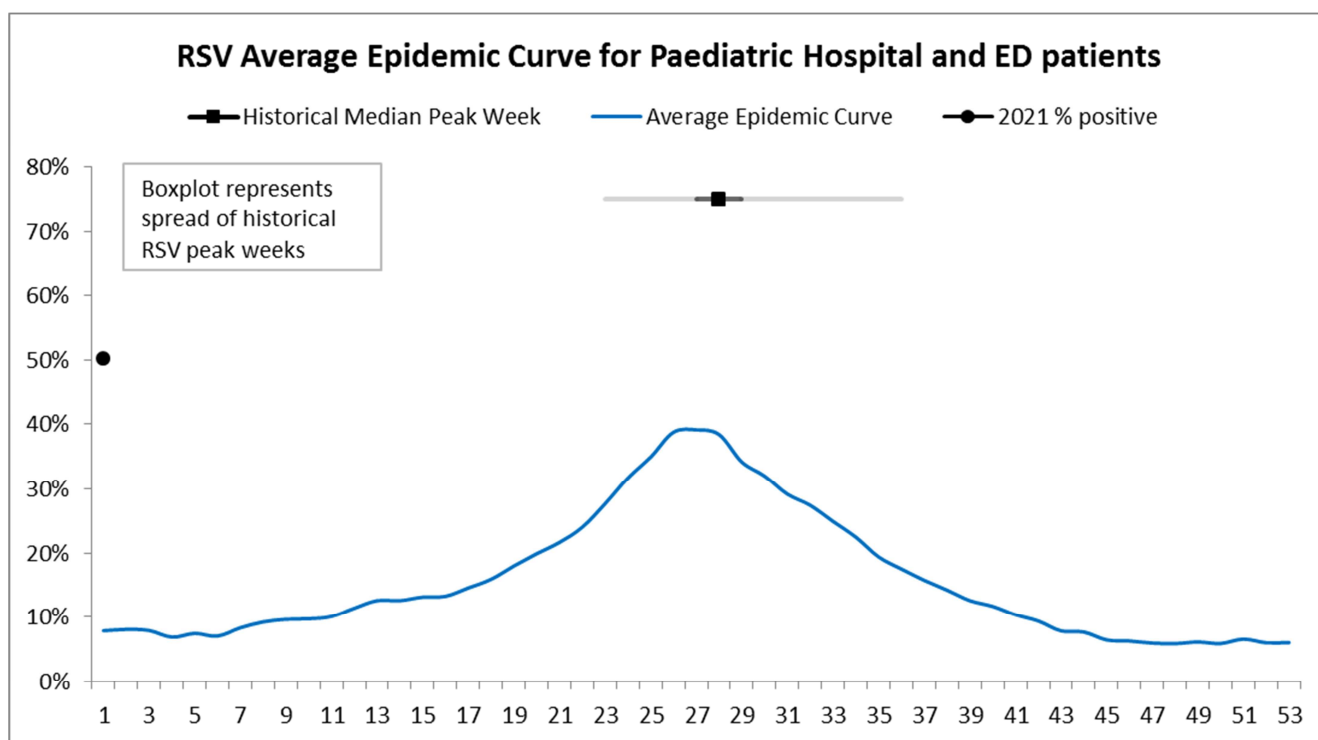


Figure 1: The current season plotted against the Paediatric RSV Average Epidemic Curve. The average epidemic curve was constructed by averaging all seasons measured at PathWest QE2 from 2007-2019. The high intensity threshold is 1.645 standard deviations above (upper 90% CI) the average epidemic curve. Data represents all WA hospitalised and ED paediatric patients tested by PathWest.

RSV proportion positive (50%) is well above levels historically observed at this time of year.

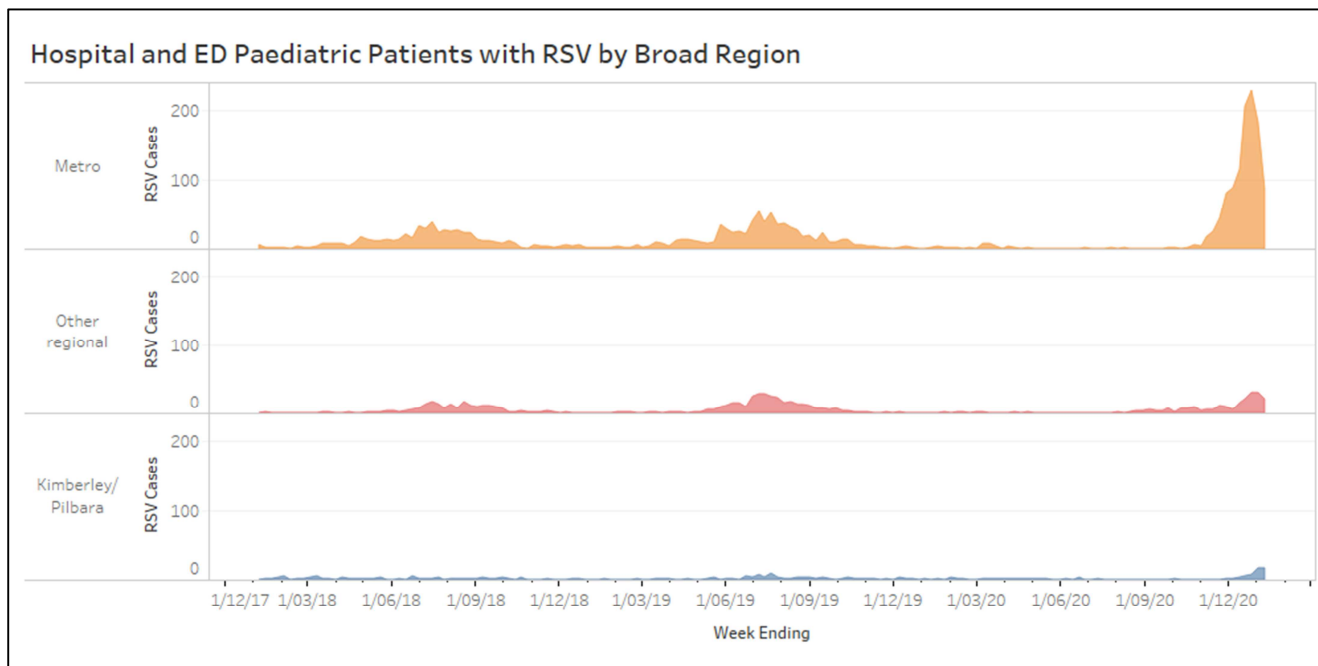


Figure 2: Hospitalised paediatric patients with RSV in Perth metropolitan region, in both Kimberley and Pilbara combined and in the remaining regions combined.

There were 125 paediatric cases of RSV this week. 87 were from the metro area, 12 from the Kimberley, 8 from the Southwest, 5 from the Pilbara, 5 from the Goldfields, 4 from the Midwest, 2 from the Great Southern and 2 from the Wheatbelt.

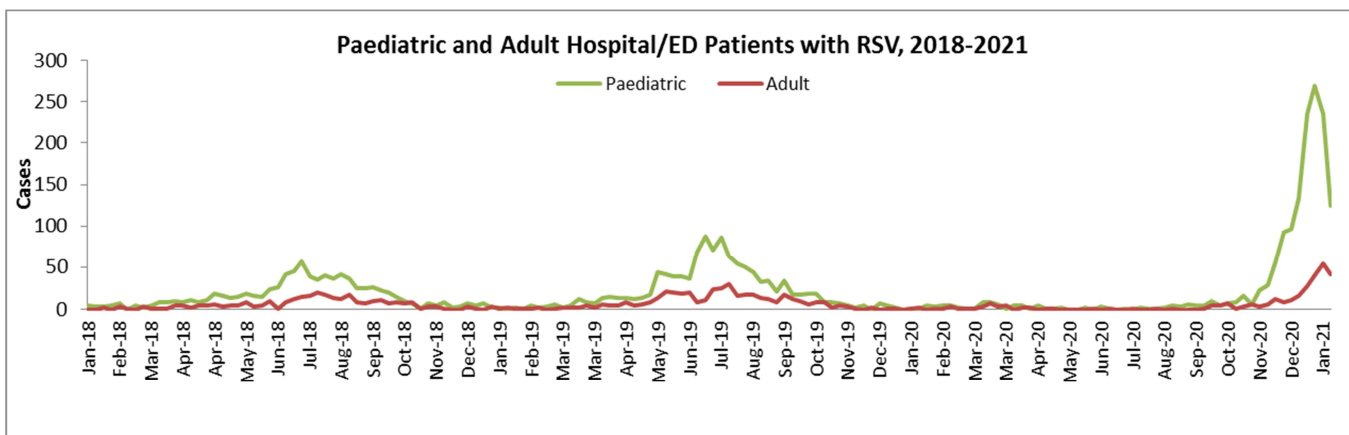


Figure 3: Paediatric and adult hospitalised patients with RSV, 2017-2020.

There were 125 children and 41 adults with RSV who attended a hospital.

Data is representative of all patients attending a hospital (public or private) in Western Australia, for which a respiratory sample was collected and tested at a PathWest laboratory.