

Paediatric Respiratory Pathogen Report

Week 21, 23rd May – 29th May 2022

- The most common respiratory virus detected in paediatric patients this week was SARS-CoV-2, with 776 cases.
- All six paediatric influenza cases detected at PathWest this week were assigned as Influenza A/H3 subtype.
- There were six paediatric cases of RSV this week.

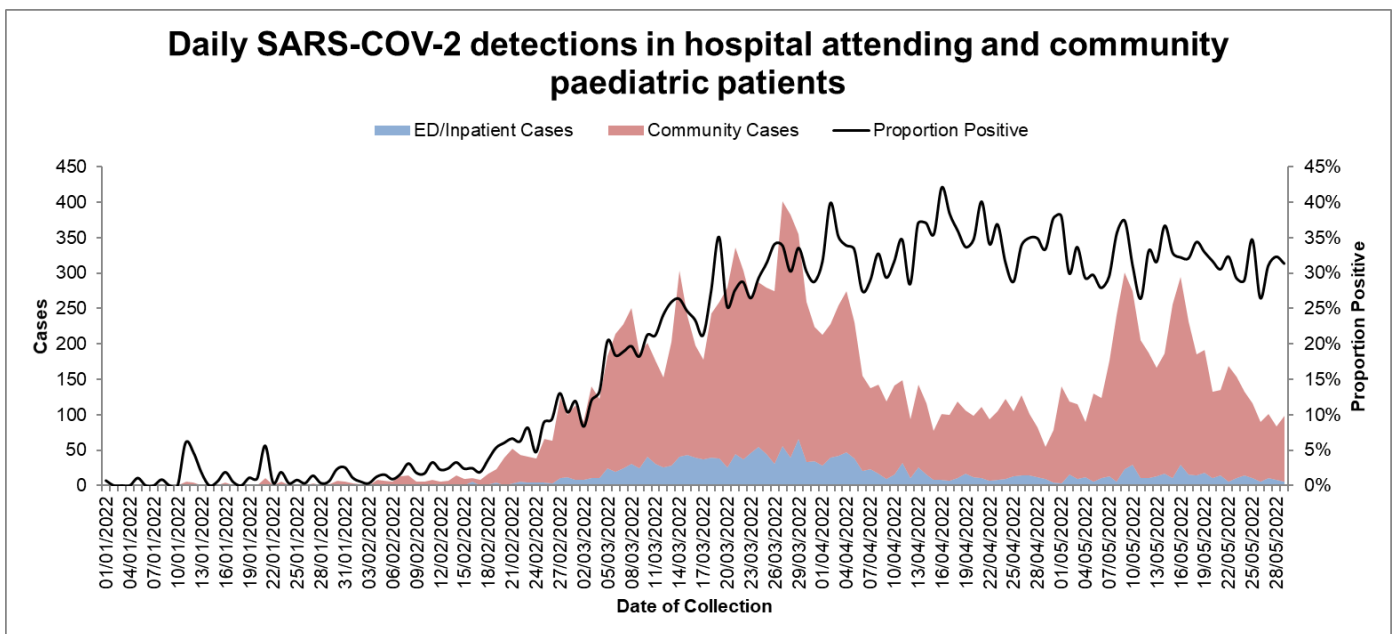


Figure 1: Daily SARS-CoV-2 detections in hospital attending patients and community paediatric patients. Data is for PCR samples tested by PathWest only.

SARS-CoV-2 proportion positive in paediatric patients receiving a PCR test remains high.

Data is representative of all patients attending a hospital (public or private) in Western Australia, for which a respiratory sample was collected and tested at a PathWest laboratory.

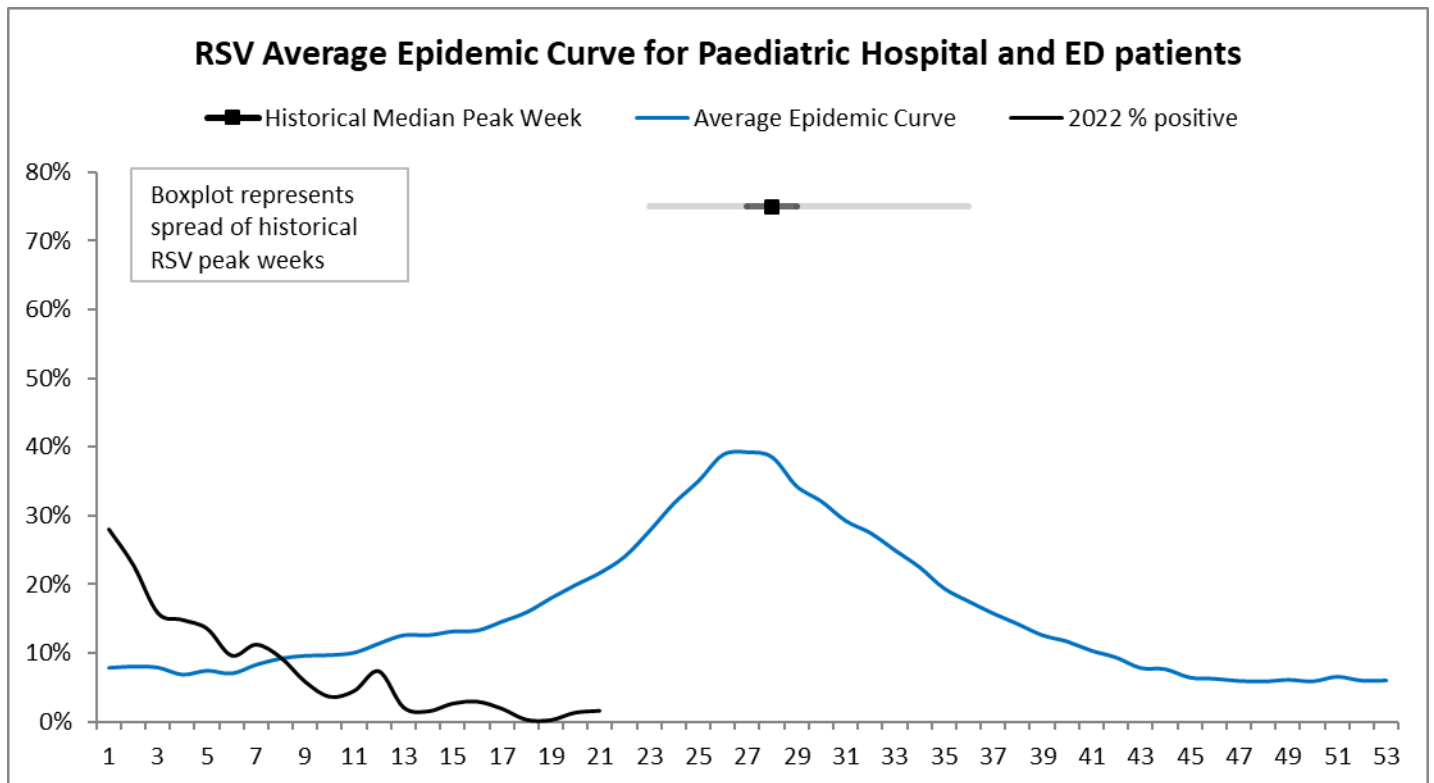


Figure 2: The current season plotted against the Paediatric RSV Average Epidemic Curve. The average epidemic curve was constructed by averaging all seasons measured at PathWest QE2 from 2007-2019. Data represents all WA hospitalised and ED paediatric patients tested by PathWest.

RSV proportion positive (1.6%) remains below levels historically observed at this time of year.

Data is representative of all patients attending a hospital (public or private) in Western Australia, for which a respiratory sample was collected and tested at a PathWest laboratory.

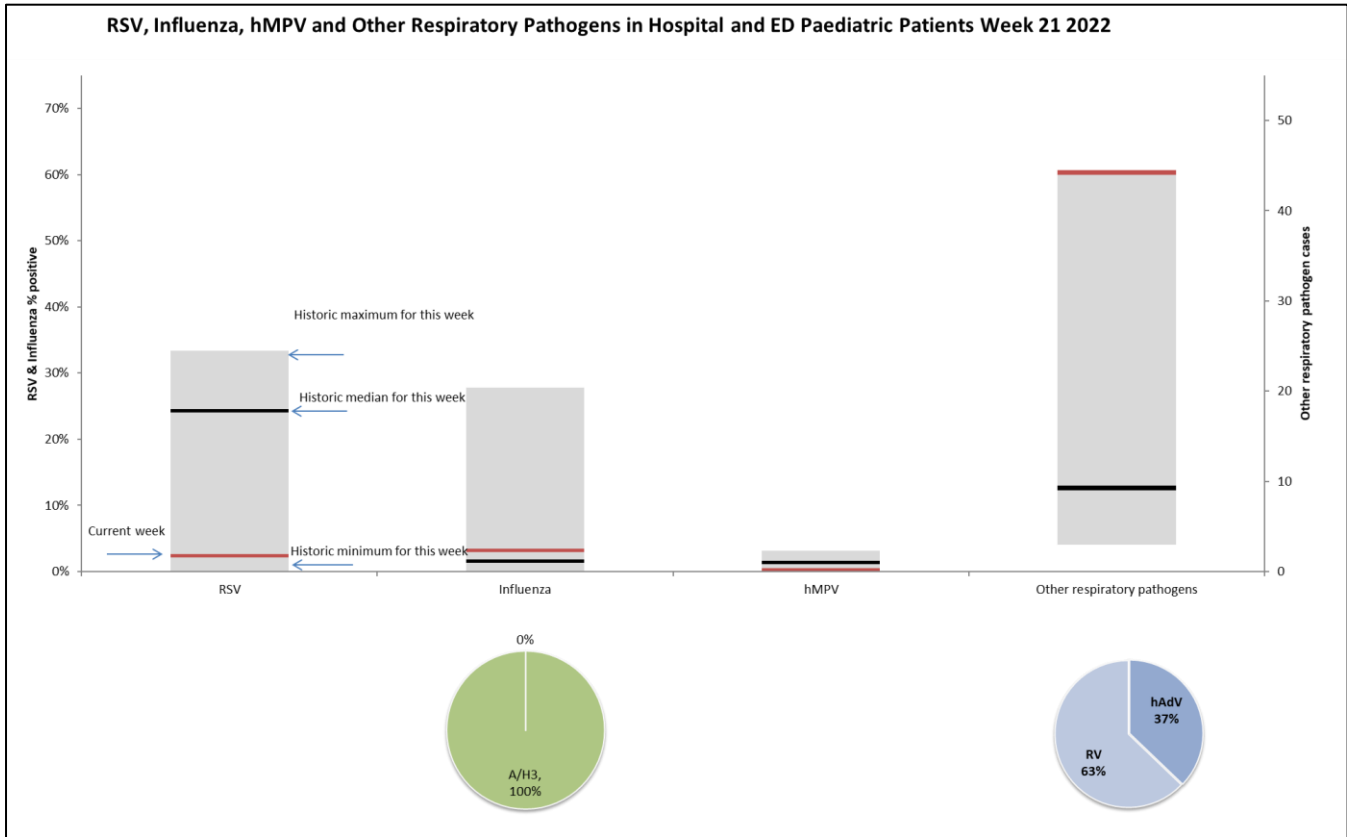


Figure 3: Proportion positive (RSV & influenza) or cases (other respiratory pathogens) for the current week (red line) plotted against the historic range (grey box) and median (black line) for this week. Pie charts represent the breakdown of influenza subtypes and the count of other respiratory pathogens. Data represents hospitalised and ED paediatric patients tested by PathWest. Historic data is for years 2007-2019. Please note: Due to the escalation of rapid PCR testing, the number influenza and RSV positive samples which do not receive a subtyping test has increased.

RSV proportion positive (1.6%) was lower than the historic median (24%) for this week. Influenza proportion positive (3%) was higher than the historic median (1.3%). Other respiratory virus detections were higher than the historic median for this week. These detections are predominantly rhinovirus. Testing for rhinovirus is currently higher than it has been in previous years.

Data is representative of all patients attending a hospital (public or private) in Western Australia, for which a respiratory sample was collected and tested at a PathWest laboratory.

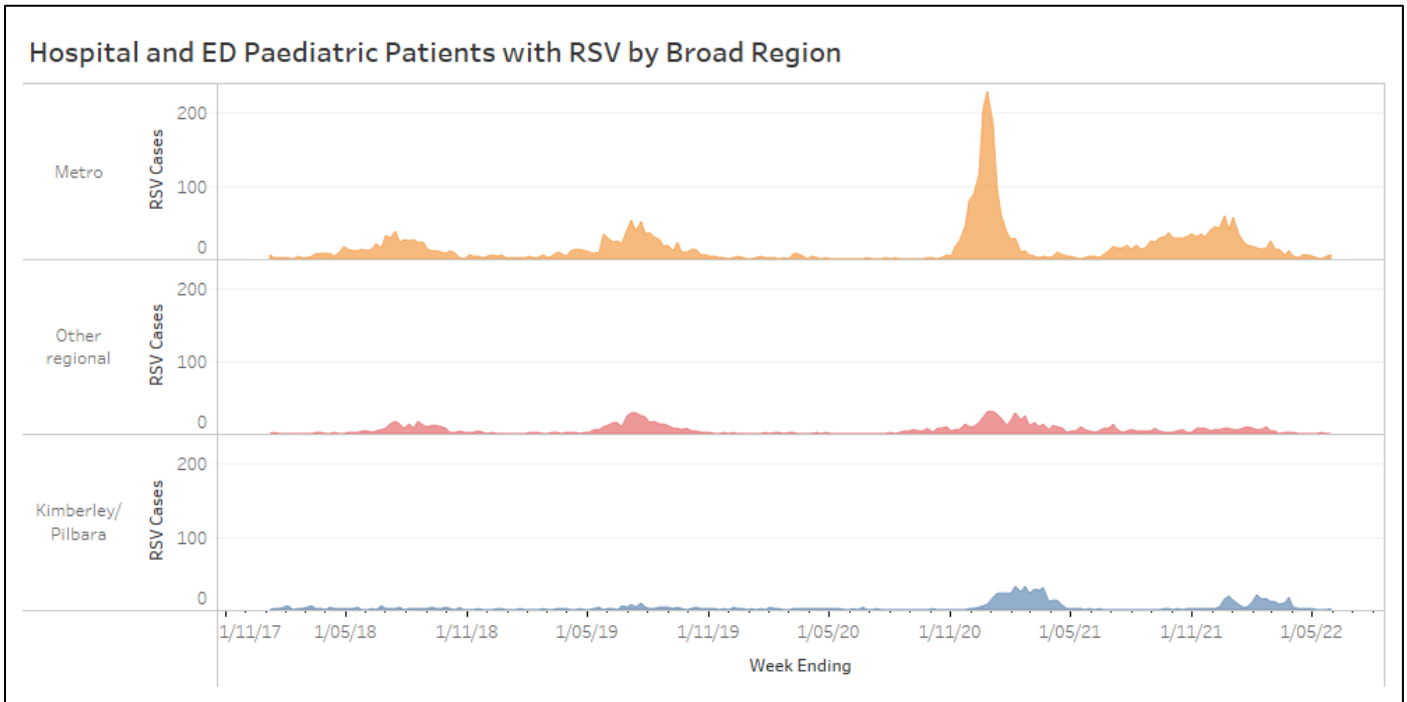


Figure 4: Hospital attending paediatric patients with RSV in Perth metropolitan region, in both Kimberley and Pilbara combined and in the remaining regions combined.

There were six paediatric cases of RSV this week, five from the Metro area and one from the Kimberley.

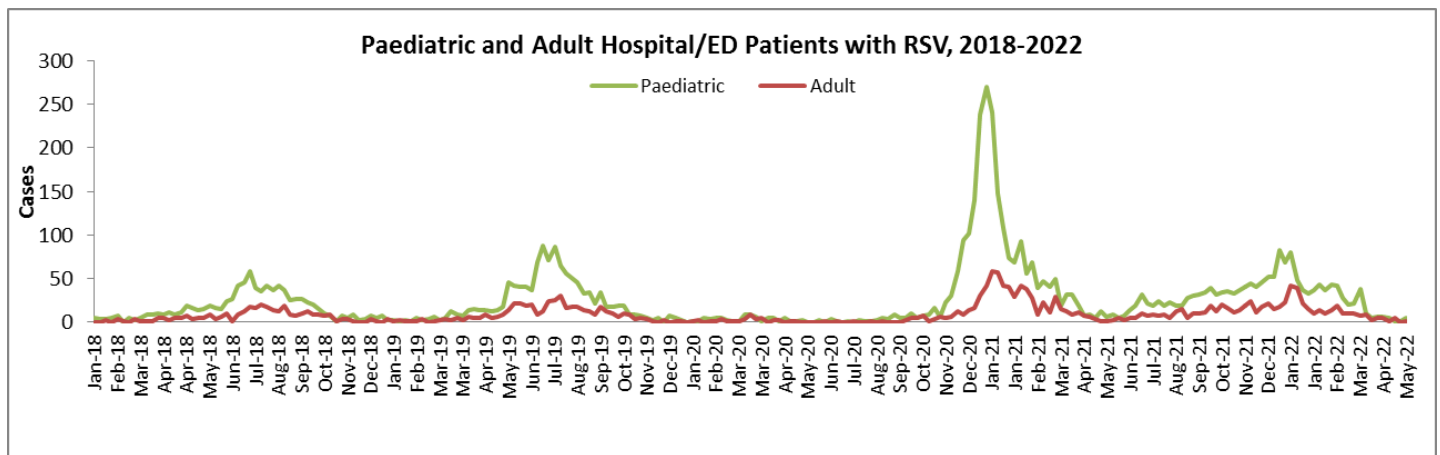


Figure 5: Paediatric and adult hospital attending patients with RSV, 2018-2021.

There were six children and no adults with RSV who attended a hospital.

Data is representative of all patients attending a hospital (public or private) in Western Australia, for which a respiratory sample was collected and tested at a PathWest laboratory.