



Government of **Western Australia**
Department of **Health**

Disability Health Network

Commitment to Inclusive Engagement

2015 Report

Contents

Introduction	2
Inform	2
Health Networks bulletins	2
NetNews	2
Health Happenings	2
Consult	3
Care Coordination Survey – 2015	3
Disability Health Framework consultation survey – 2015	3
Hospital Stay Guideline consultation survey – 2015	5
Disability Health Core Capabilities Resource consultation survey – 2015	5
Involve	7
Care Coordination focus groups – 2014	7
Health Promotion Café – 2014	7
Disability Health Network: Two years of achievements – 2014	9
Disability Health Framework consultation forum – 2015	10
Disability Health Core Capabilities Resource consultation forum – 2015	11
Collaborate	12

Introduction

The *Commitment to Inclusive Engagement* (the *Commitment*) was developed by the Executive Advisory Group of the Disability Health Network to provide a foundation for the work of the Network. The *Commitment* requires an annual report back to the Executive Advisory Group (EAG) regarding how it has been applied during the year. The report back in this first year uses the *IAP2 Public Participation Spectrum*. The *IAP2* approach identifies the type of engagement activities, the goal and 'promise to the public' for each type. The principles within the *Commitment* have guided the development of engagement activities.

- Respect and rights
- Inclusion
- Transparency.

Engagement activities were developed in consultation with representatives of people with disability, their families and carers in an effort to ensure that during the activities and the type of activities were respectful and inclusive. Consultation events are free public events designed to encourage participation. A variety of consultation methods were used. In addition, the feedback gained from the consultation processes has been reported back to participants and is publically available.

With respect to meeting the *Australian Safety and Quality Standards for Health Service* Standard 2 Partnering with Consumers, action has been taken to provide governance structured opportunities in service planning and designing care via the establishment of the EAG and working groups.

Inform

IAP2: To provide the public with balanced and objective information to assist them in understanding the problems, alternatives and/or solutions.

Health Networks bulletins – 24 articles in 2015

These bulletins are distributed to all Health Network members (~4000 members). The articles were regarding work of the Network as well as matters of interest related to disability health.

NetNews

Newsletter distributed three times per year to all Health Network members (~4000 members), including highlights for the Network in the three month period. The Disability Health Network aligned their articles each edition to a different Network priority area.

Health Happenings – 16 articles in 2015

Internal WA Health news, accessible to all WA Health staff, updated daily with a weekly collated email of top stories sent to all WA Health staff.

Consult

1AP2: To obtain public feedback on analysis, alternatives and/or decision.

All online surveys/consultations are distributed via Health Networks bulletins and WA Health HealthPoint intranet (accessible to all Health staff), as well as more targeted online communications to selected stakeholders.

Care Coordination Survey – 2015

- In addition to Health Network Bulletins/Health Happenings, emails were sent to over **100** orgs/individuals
- **211** responses were received
- Sectors that responded are summarised below

Sector	Total	Percentage
Hospital	92	43.6%
Community-based services provider – disability specific	50	23.7%
Community-based services provider – non disability specific	27	12.8%
Primary care	8	3.8%
Residential care (aged car)	0	0%
Residential care (disability care)	16	7.6%
Other	18	8.5%

Disability Health Framework consultation survey – 2015

- In addition to Health Network Bulletins/Health Happenings, emails were sent to **178** organisations/individuals
- **91** responses were received
- Sectors that responded are summarised below

Sector	Total	Percentage
Employee within the health sector	33	36.3
Employee within the disability sector	16	17.6
Consumer (person living with disability)	9	9.9
Family member of a person with disability	9	9.9
Other, please specify	9	9.9
Carer (person caring for a family member/friend with disability)	7	7.7
Volunteer/advocate within the disability sector	3	3.3
Consumer	2	2.2

Volunteer/advocate within the health sector	2	2.2
Total	90	98.9
Not answered	1	1.1

Other, as specified:

- | | |
|--|---|
| <ol style="list-style-type: none"> 1. Family member & employee within the health sector 2. Employee working within the Disability sector with a disability 3. Disability Support Manager of a University 4. Employee in education sector | <ol style="list-style-type: none"> 5. Employee in Education sector, occupational health/disability 6. Retired with 38 years' experience in rehabilitation and late effects of disability 7. Public Library Manager 8. Employee within an education setting proving disability support for students 9. Employee of a NGO, Peak Body |
|--|---|

Responses were categorised according to the best description of the type of organisation the respondent works for or represents?

Organisation type	Total	Percentage
Other, please specify	20	22%
Hospital	16	17.6%
Community-based services provider-disability specific	12	13.2%
Community-based services provider-non disability specific	10	11.0%
Primary care	3	3.3%
Residential care (disability care)	1	1.1%
Not answered	28	30.8%
Not applicable	1	1.1%

Other, as specified:

- | | |
|--|---|
| <ol style="list-style-type: none"> 1. Australian Indigenous HealthInfoNet 2. Represents Disability Organisations 3. Statewide policy, planning and program management 4. Education 5. Department of Health 6. Community based advocacy and peer support group 7. org provides community, transitional and residential care across both categories 8. Education 9. government agency | <ol style="list-style-type: none"> 10. Policy 11. individualised support organisation 12. Rehabilitation hospital in and outpatient service 13. Government Department 14. community based mental health services provider 15. Local Government 16. System Policy and Planning DOH 17. area health service 18. Education 19. Health Department 20. Peak Body and Community Service Provider |
|--|---|

Alternate format request for the draft Framework

2 requests for alternate formats (Easy Read) were received and provided.

Hospital Stay Guideline consultation survey – 2015

- In addition to Health Network Bulletins/Health Happenings, emails were sent to **130** organisations/individuals
- **67** responses were received
- Sectors that responded are summarised below

Sector	Total	Percentage
Employed with a disability service organisation	30	44.8%
Employed with a hospital	17	25.4%
Neither of the above	20	29.8%

Of those who were not employed with a disability service organisation or hospital, respondents were from the following backgrounds:

Sector	Total	Percentage
Carer (person caring for a family member/friend with disability)	4	20%
Employed within the health sector	4	20%
Consumer	3	15%
Consumer (person with disability)	3	15%
Family member of a person with disability	2	10%
None of the above	2	10%
Employed within the disability sector	1	5%
Volunteer/advocate within the health sector	1	5%

Disability Health Core Capabilities Resource consultation survey – 2015

- In addition to Health Network Bulletins/Health Happenings, emails were sent to **229** organisations/individuals
- **11** responses
- Sectors that responded are summarised below

Sector	Total	Percentage
Consumer	--	--
Consumer (individual with disability)	1	9%
Family member of an individual with disability	--	--
Carer (person caring for a family member/friend with disability)	--	--
Employee within the health sector	4	36%
Employee within the disability sector	3	27%

Employee within the education and training sector	1	9%
Volunteer/advocate within the health sector	1	9%
Volunteer/advocate within the disability sector	--	--
Other	1	9%

Other response includes: The Office of the Public Advocate. The Public Advocate is an independent statutory authority appointed under the Guardianship and Administration Act 1990 to protect and promote the rights of adults people with decision making disability to reduce their risk of neglect, exploitation and abuse.

Organisation types of employees/advocates that responded:

Sector	Total	Percentage
Hospital	2	22%
Community-based services provider – disability specific	2	22%
Community-based services provider – NOT disability specific	2	22%
Primary care	--	--
Residential care (aged care)	--	--
Residential care (disability care)	--	--
Other	3	33%

Other responses include:

1. Transitional Rehabilitation
2. University
3. Advocacy services for all health consumers including mental health.

Involve

1AP2: To work directly with the public throughout the process to ensure that public issues and concerns are consistently understood and considered.

All events are advertised via Health Networks bulletin and WA Health HealthPoint intranet (accessible to all WA Health staff).

Care Coordination focus groups – 2014

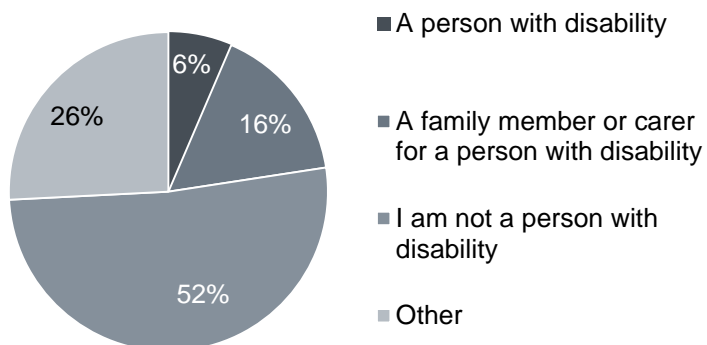
(this was limited to people with disability, their families and carers)

- Group A
 - 5 attendees
 - Carers 100% (5)
- Group B
 - 6 attendees
 - People with disability 67% (4)
 - Carers 33% (2)
- Group C
 - 7 attendees
 - People with disability 43% (3)
 - Carers 57% (4)
- Group D
 - 5 attendees
 - People with disability 40% (2) (1 also a carer)
 - Carers 60% (4) (1 also a person with a disability)
- Report [PDF](#) | [Word](#)
- No evaluation was undertaken but the report was made available to participants

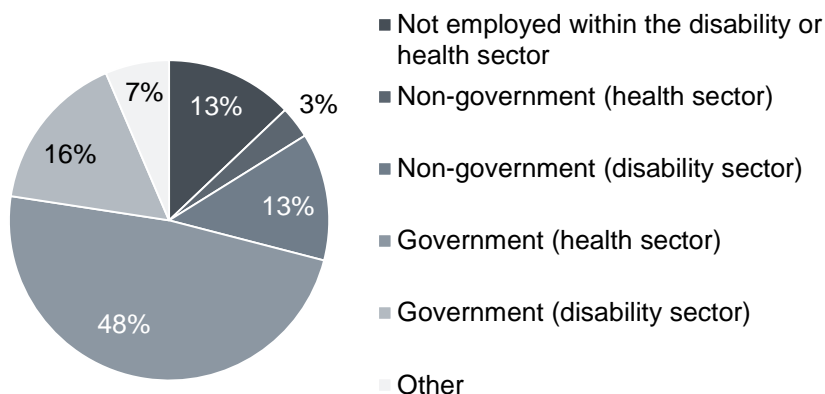
Health Promotion Café – 2014

- Online SurveyMonkey registration form distributed to invitees.
 - Questions included:
 - Demographic information (i.e. name, position, organisation, address, contact number, email address)
 - Dietary requirements
 - Special needs requirements (if any)
 - Photography consent
 - Consent to be added to Health Networks membership database
 - Printable form and phone registrations also offered.
- **62** attendees; categories and employment of attendees summarised below:

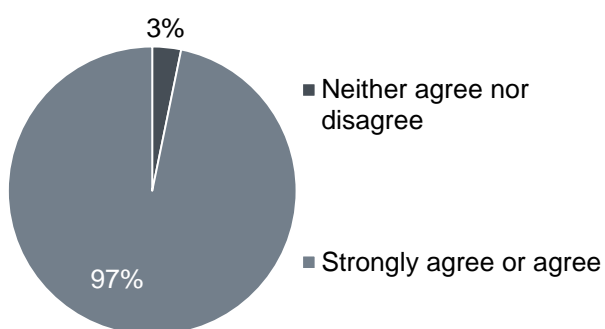
Category of attendees:



Employment of attendees:



Inclusiveness: Attendees' agreement with the statement 'The Disability and Health Café provided me with opportunity to discuss challenges and share ideas on health promotion in the disability sector'



- Report [PDF](#) | [Word](#)

Disability Health Network: Two years of achievements – 2014

- Online SurveyMonkey registration form distributed to invitees. Questions included:
 - Demographic information (i.e. name, contact number, email address)
 - Dietary requirements
 - Accessibility requirements (if any) – what level of assistance do you require, or what can support staff do to help you effectively participate on the day?
 - Will you have a support person with you?
 - Are you currently employed in any of the following sectors (select all that apply):
 - Government (health sector)
 - Government (disability sector)
 - Non-government (health sector)
 - Non-government (disability sector)
 - Not employed within the disability or health sector
 - Other (please specify)
 - Which category best describes you?
 - A person with disability
 - A family member/friend or carer for a person with disability
 - I am not a person with disability
 - Other (please specify)
 - Consent to be added to Health Networks membership database
 - Printable form and phone registrations also offered.
- 1 request for a transcript of the event.
- No formal report back, but a HealthPoint article was provided.
- Evaluation did not ask question regarding perceived inclusiveness of the event.
- **57** attendees; sectors represented are summarised below:

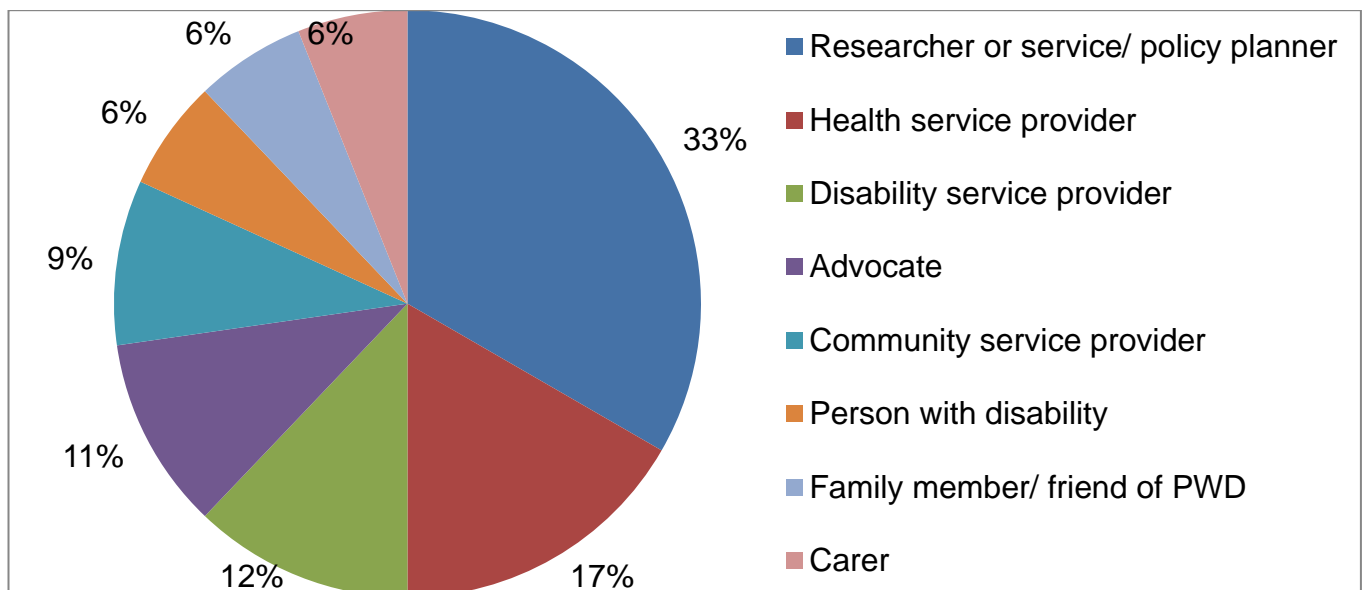
Sector	Total	Percentage
Government (health sector)	19	33.3%
Government (disability sector)	9	15.8%
Non-government (health sector)	6	10.5%
Non-government (disability sector)	13	22.8%
Not employed within the disability or health sector	2	3.5%
Other	8	14.1%

Other, as specified:

- | | |
|---|------------------|
| 1. Telethon Kids Institute- Disability research group | 5. Carers WA |
| 2. Self-employed - disability sector | 6. Self employed |
| 3. On the Committee | 7. not employed |
| 4. Government - TAFE | 8. University |

Disability Health Framework consultation forum – 2015

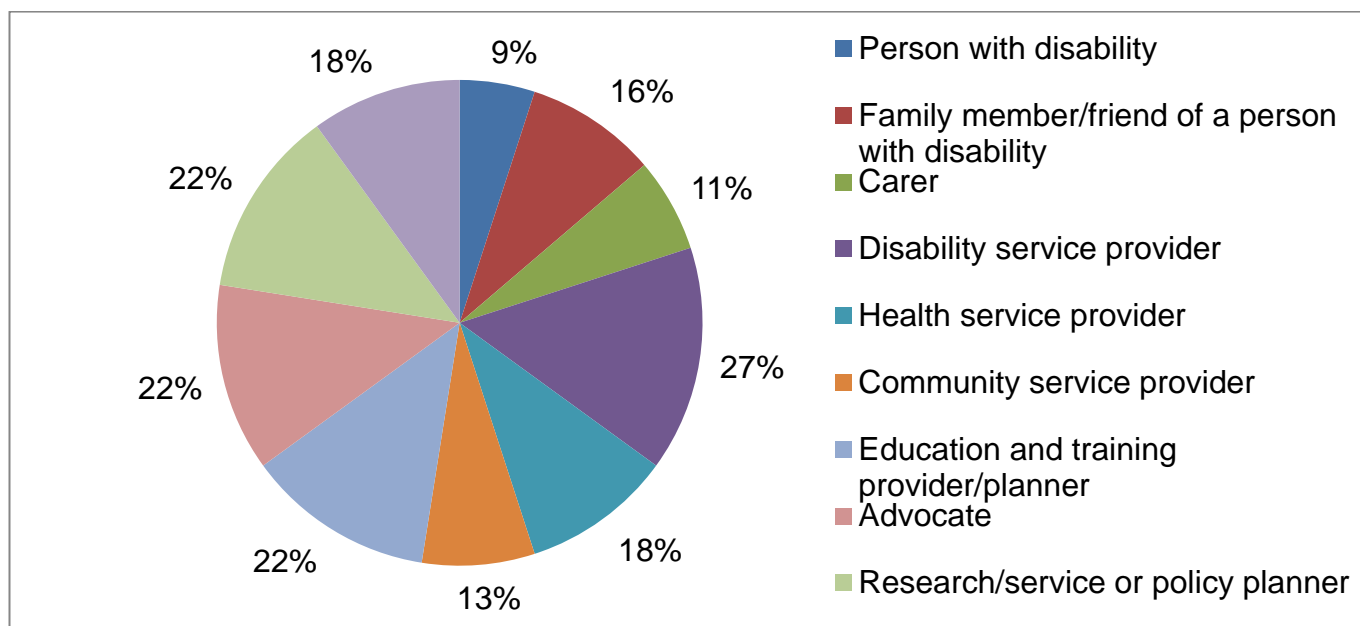
- Online SurveyMonkey registration form distributed to invitees. Questions included:
 - Face to face or videoconference option (videoconference did not go ahead due to lack of interest)
 - Demographic information (i.e. name, position, organisation, contact number, email address)
 - Dietary requirements
 - Access requirements
 - Will a support person be accompanying you on the day?
 - Select workshop preferences
 - Which best describes the perspective you will provide at the forum?
 - Person with disability
 - Family member/friend of a person with disability
 - Carer
 - Disability service provider
 - Health service provider
 - Advocate
 - Research/ service or policy planner
 - Consent to be added to Health Networks membership database
 - Photography consent
 - Printable form and phone registrations also offered.
- 48 attendees; sectors represented are summarised below:



- Inclusiveness: Please rate the extent to which you agree/disagree with the following statement:
The consultation of the WA Disability Health Framework has been inclusive.
 - 80% of the attendees either strongly agreed or agreed
 - 4% of the attendees neither agreed nor disagreed
 - 16% of the attendees either strongly disagreed or disagreed
- Report [Word](#)

Disability Health Core Capabilities Resource consultation forum – 2015

- Registrations still open
- Online SurveyMonkey registration form distributed to invitees. Questions included:
 - Demographic information (i.e. name, position, organisation, contact number, email address)
 - Face to face or videoconference option
 - Dietary requirements
 - Access requirements
 - Will a support person be accompanying you on the day?
 - Select workshop preferences
 - Which best describes the perspective you will provide at the forum?
 - Person with disability
 - Family member/friend of a person with disability
 - Carer
 - Disability service provider
 - Health service provider
 - Community service provider
 - Education and training provider/planner
 - Advocate
 - Research/ service or policy planner
 - Other (please specify)
 - Consent to be added to Health Networks membership database
 - Photography consent
 - Delegates list consent
 - Printable form and phone registrations also offered.
- Auslan interpreter requested
- 45 attendees; sectors represented are summarised below:



- Inclusiveness: Please rate the extent to which you agree/disagree with the following statement:
The consultation of the Resource has been inclusive.

- 90% of the attendees either strongly agreed or agreed
- 10% of the attendees neither agreed nor disagreed.
- The report is available on the Disability Health Network website: Report [PDF](#) | [Report Word](#)

Collaborate

1ap2: To partner with the public in each aspect of the decision including the development of alternatives and the identification of the preferred solution.

Opportunities for the public to be involved with the development of alternatives and identification of preferred solution are provided. People with disability, their families and carers are represented on the EAG and three working groups.



This document can be made available in alternative formats on request for a person with a disability.

© Department of Health 2016

Copyright to this material is vested in the State of Western Australia unless otherwise indicated. Apart from any fair dealing for the purposes of private study, research, criticism or review, as permitted under the provisions of the *Copyright Act 1968*, no part may be reproduced or re-used for any purposes whatsoever without written permission of the State of Western Australia.