





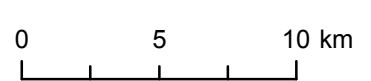


### Legend

-  Hospitals
-  LGAs in/around EMHS
- Health District (EMHS)**
-  City
-  Inner South
-  South East
-  Swan & Hills



Government of Western Australia  
Department of Health

# East Metro Health Service

Produced by: Spatial Services Unit  
Epidemiology Branch  
Grace Yun  
March 2018

Data sources: DoH, ABS

File ref: Tasks\2018\March\Bree Abbott - LGA maps