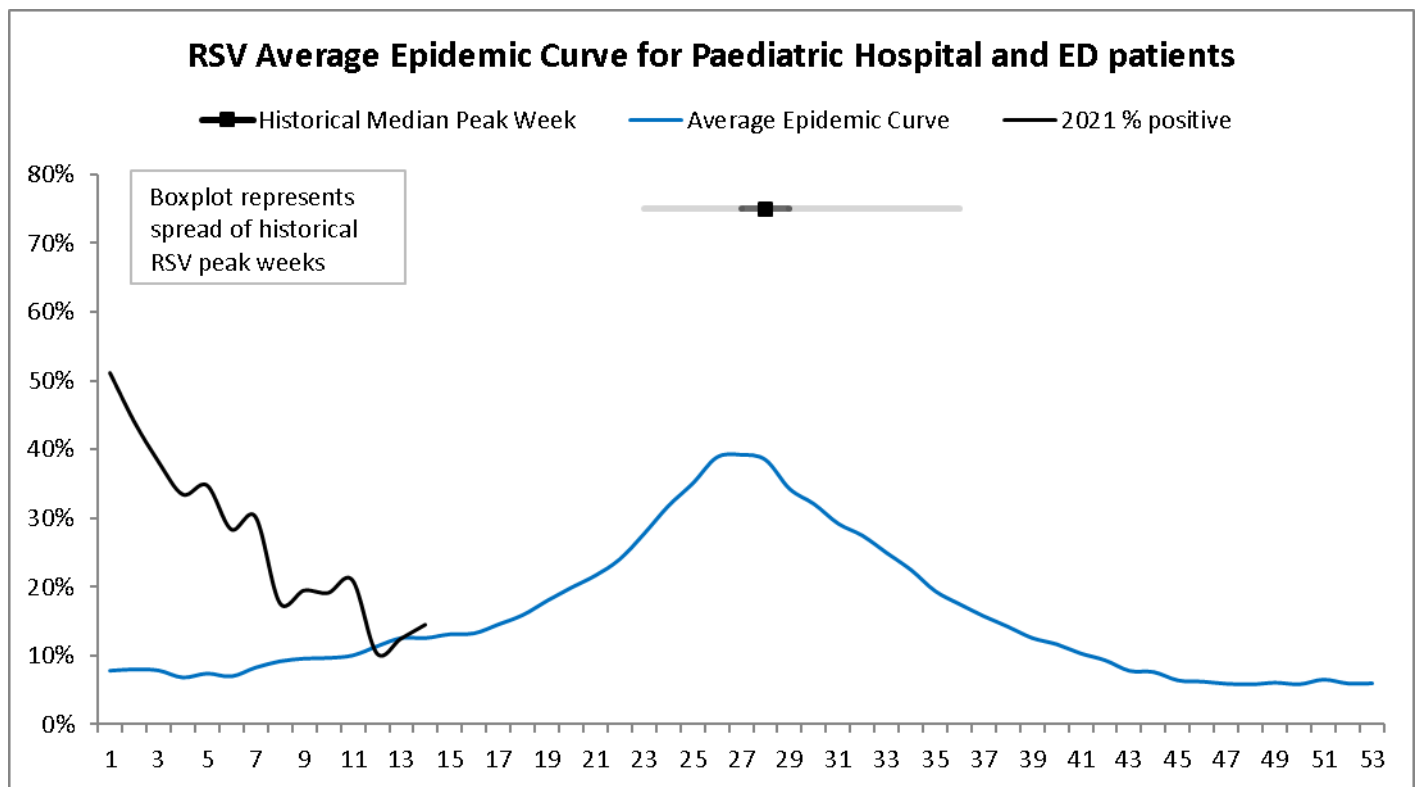


# Paediatric Respiratory Pathogen Report

## Week 14, 05<sup>th</sup> April 2021 – 11<sup>th</sup> April 2021

\*\*\*Please note, an abridged version of this report will be circulated whilst influenza activity is low\*\*\*

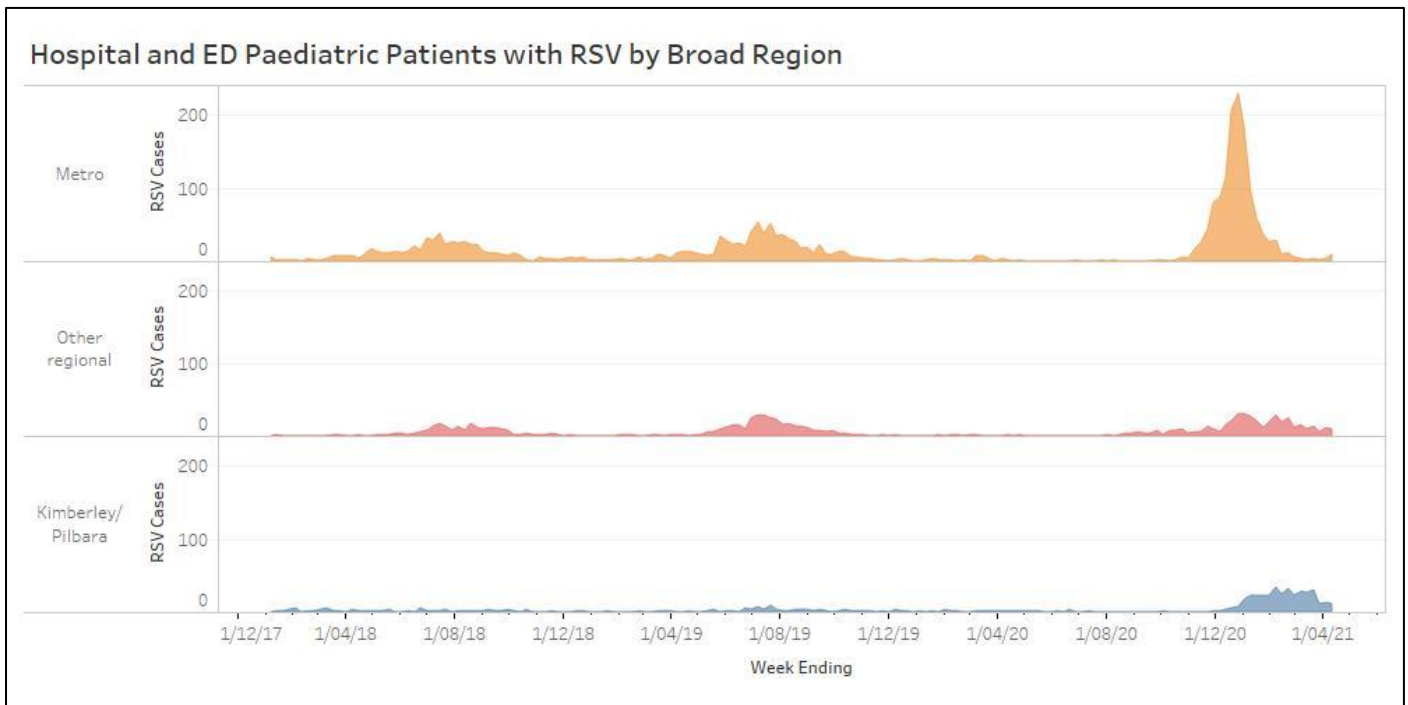
- There were 30 paediatric cases of RSV this week. Nine were from the Metro area and 21 were from regional WA.
- There were no paediatric influenza cases detected at PathWest this week.
- The total number of paediatric cases of COVID-19 detected by PCR at PathWest is 47, as of 11th of April.



**Figure 1:** The current season plotted against the Paediatric RSV Average Epidemic Curve. The average epidemic curve was constructed by averaging all seasons measured at PathWest QE2 from 2007-2019. The high intensity threshold is 1.645 standard deviations above (upper 90% CI) the average epidemic curve. Data represents all WA hospitalised and ED paediatric patients tested by PathWest.

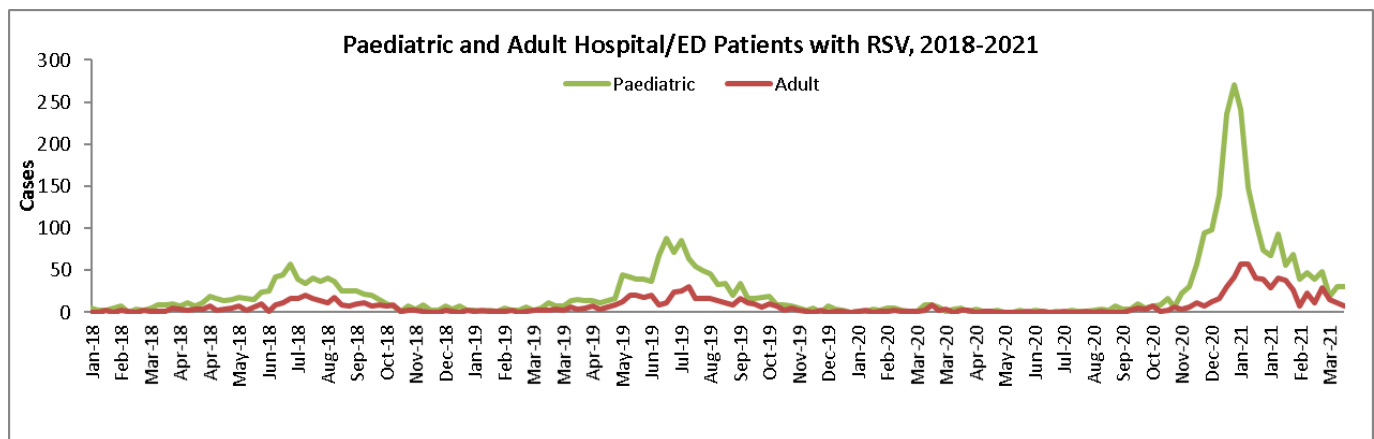
*RSV proportion positive (15%) is similar to levels historically observed at this time of year.*

Data is representative of all patients attending a hospital (public or private) in Western Australia, for which a respiratory sample was collected and tested at a PathWest laboratory.



**Figure 2:** Hospital attending paediatric patients with RSV in Perth metropolitan region, in both Kimberley and Pilbara combined and in the remaining regions combined.

*There were 30 paediatric cases of RSV this week. Nine were from the metro area, 10 from the Pilbara, 4 from the Goldfields, 2 from the Kimberley, 2 from the Great Southern, 2 from the Southwest and 1 from the wheatbelt.*



**Figure 3:** Paediatric and adult hospital attending patients with RSV, 2018-2021.

*There were 30 children and 8 adults with RSV who attended a hospital.*

Data is representative of all patients attending a hospital (public or private) in Western Australia, for which a respiratory sample was collected and tested at a PathWest laboratory.