

Paediatric Respiratory Pathogen Report

Week 2, 11th January 2021 – 17th January 2021

Please note, an abridged version of this report will be circulated whilst influenza activity is low

- There were 81 paediatric cases of RSV this week. 52 were from the Metro area and 29 were from regional WA.
- There were no paediatric cases of influenza this week.
- The total number of paediatric cases of COVID-19 detected by PCR at PathWest is 39, as of 19th of January.

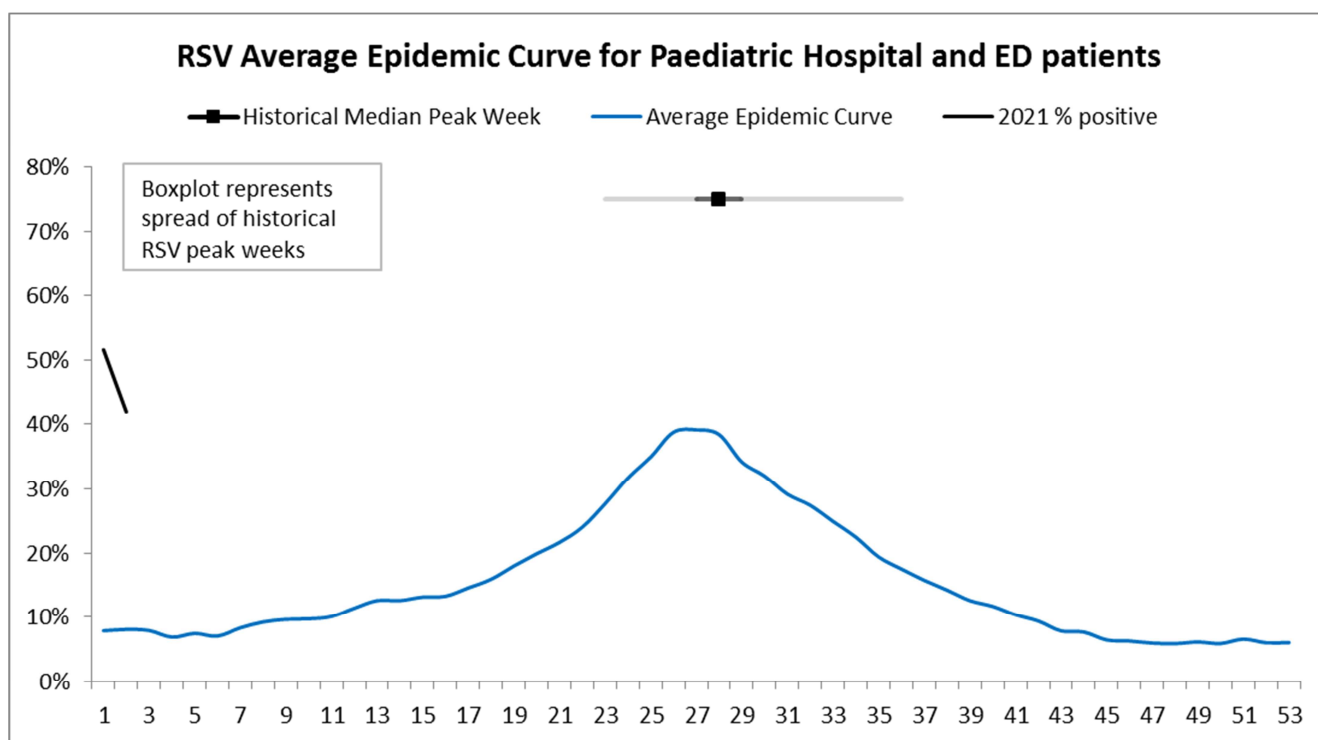


Figure 1: The current season plotted against the Paediatric RSV Average Epidemic Curve. The average epidemic curve was constructed by averaging all seasons measured at PathWest QE2 from 2007-2019. The high intensity threshold is 1.645 standard deviations above (upper 90% CI) the average epidemic curve. Data represents all WA hospitalised and ED paediatric patients tested by PathWest.

RSV proportion positive (42%) is well above levels historically observed at this time of year.

Data is representative of all patients attending a hospital (public or private) in Western Australia, for which a respiratory sample was collected and tested at a PathWest laboratory.

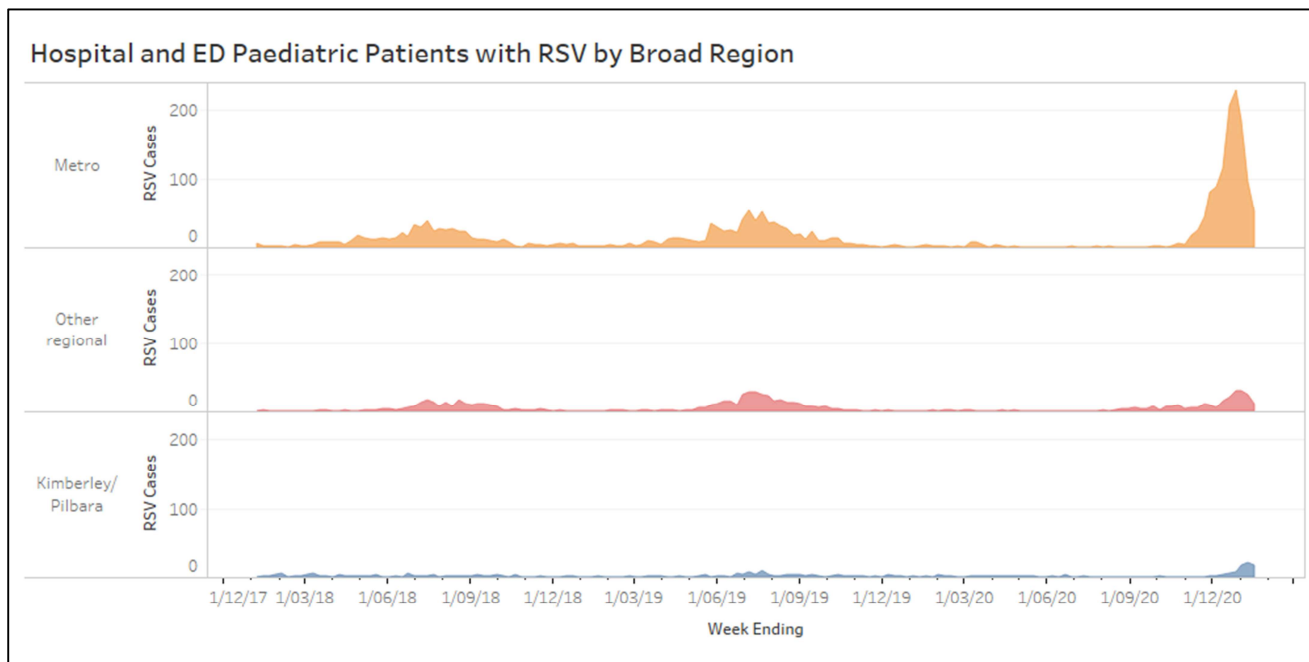


Figure 2: Hospitalised paediatric patients with RSV in Perth metropolitan region, in both Kimberley and Pilbara combined and in the remaining regions combined.

There were 81 paediatric cases of RSV this week. 52 were from the metro area, 11 from the Kimberley, 7 from the Pilbara, 3 from the Great Southern, 3 from the Midwest, 2 from the Goldfields, 2 from the Wheatbelt and 1 from the Southwest.

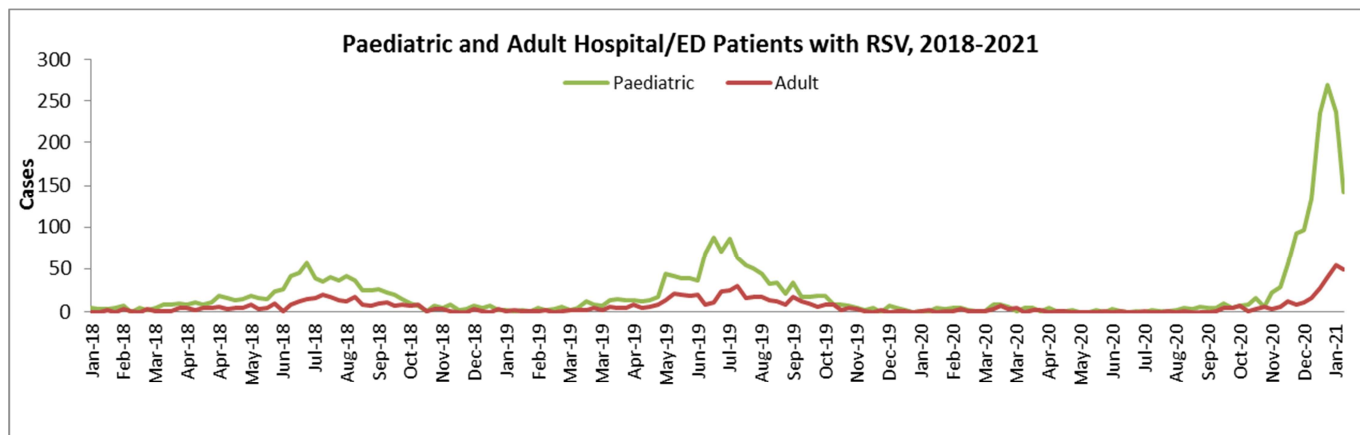


Figure 3: Paediatric and adult hospitalised patients with RSV, 2017-2020.

There were 81 children and 18 adults with RSV who attended a hospital.

Data is representative of all patients attending a hospital (public or private) in Western Australia, for which a respiratory sample was collected and tested at a PathWest laboratory.