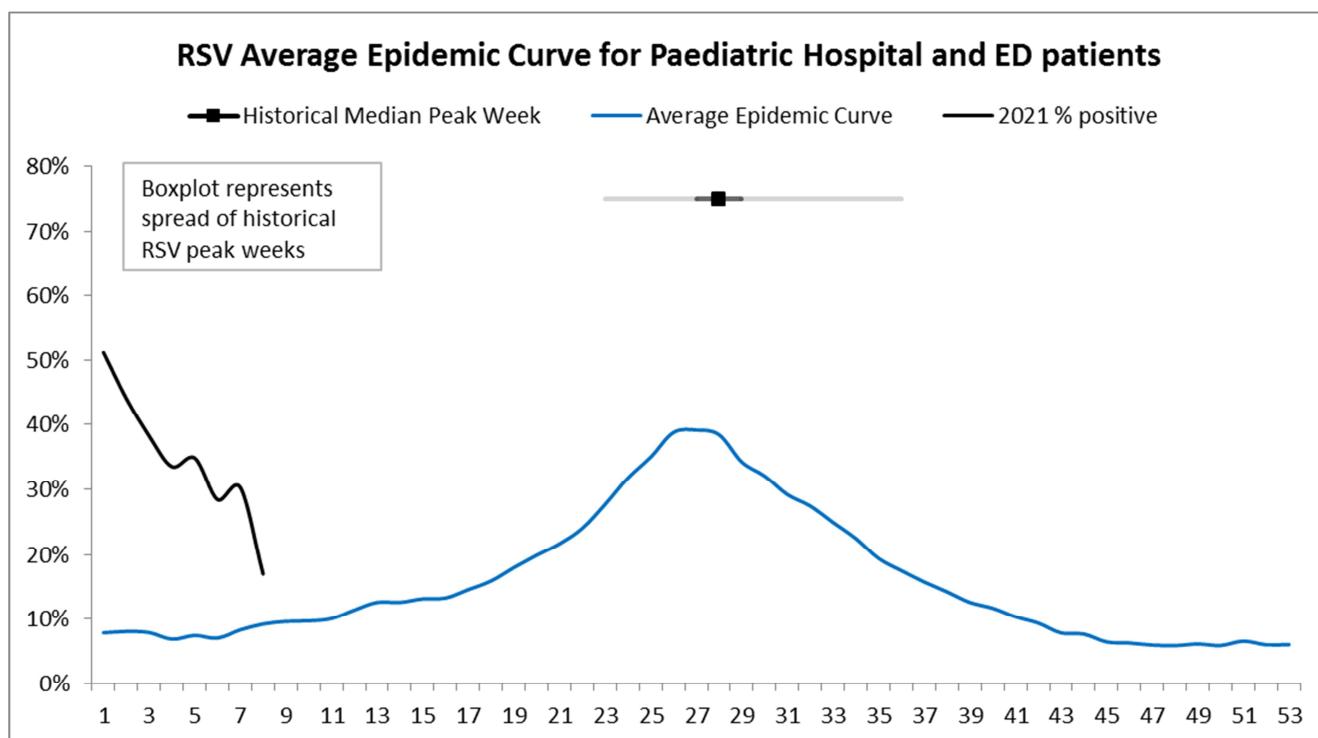


# Paediatric Respiratory Pathogen Report

## Week 8, 22<sup>nd</sup> February 2021 – 28<sup>th</sup> February 2021

\*\*\*Please note, an abridged version of this report will be circulated whilst influenza activity is low\*\*\*

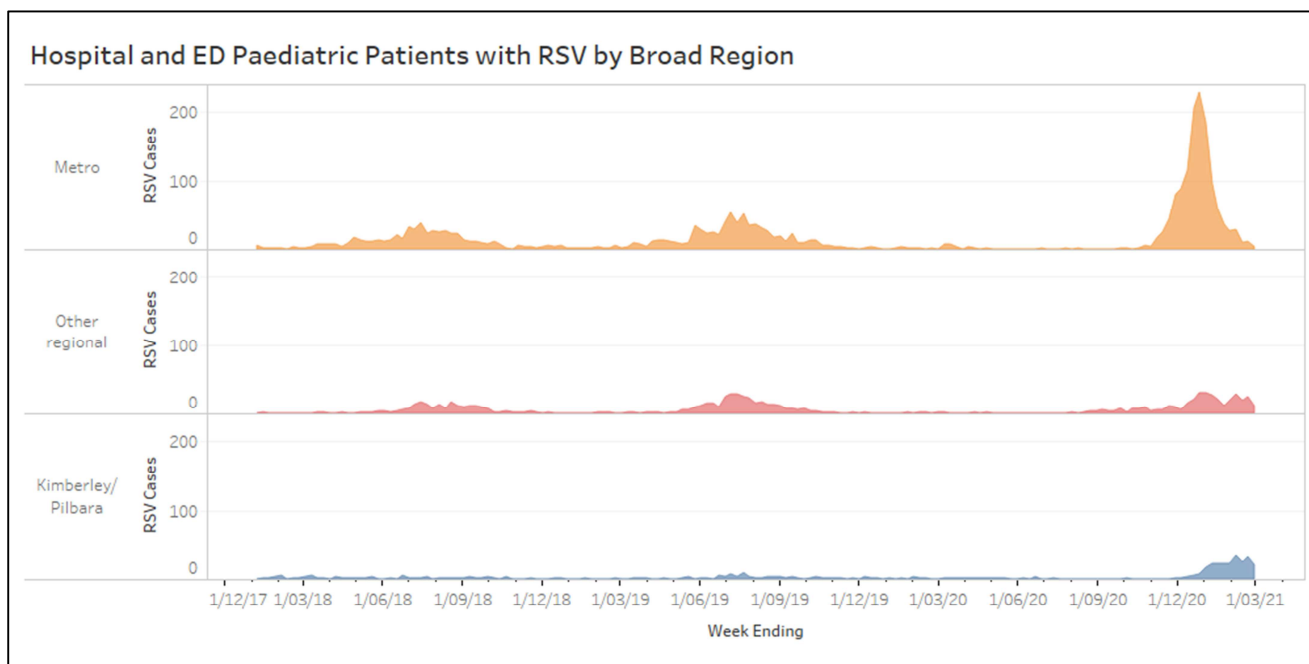
- There were 35 paediatric cases of RSV this week. 3 were from the Metro area and 32 were from regional WA.
- RSV cases and proportion positive in the Kimberley and Pilbara are higher than historically observed for that region.
- The total number of paediatric cases of COVID-19 detected by PCR at PathWest is 42, as of 2<sup>nd</sup> of March.



**Figure 1:** The current season plotted against the Paediatric RSV Average Epidemic Curve. The average epidemic curve was constructed by averaging all seasons measured at PathWest QE2 from 2007-2019. The high intensity threshold is 1.645 standard deviations above (upper 90% CI) the average epidemic curve. Data represents all WA hospitalised and ED paediatric patients tested by PathWest.

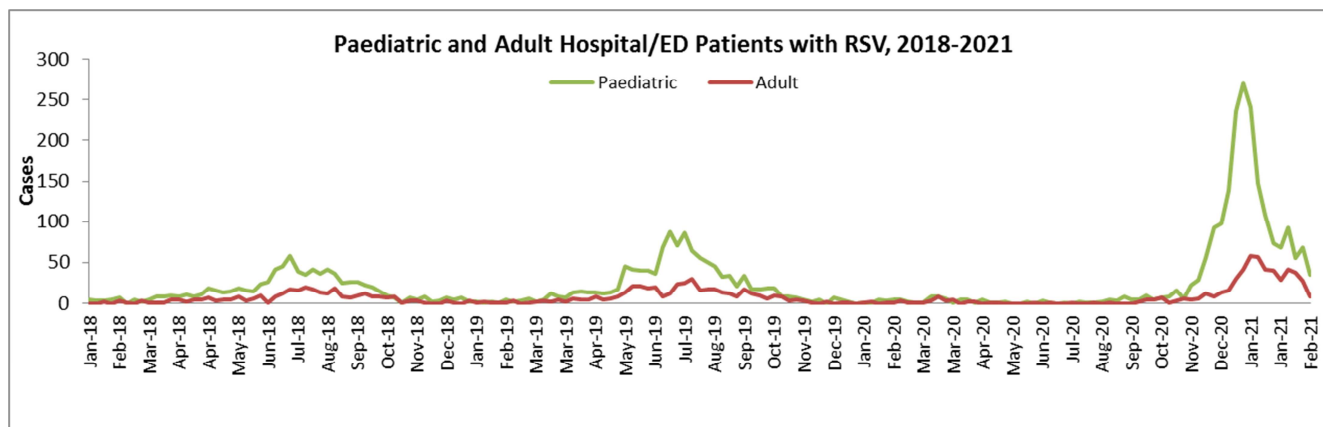
*RSV proportion positive (17%) decreased, and is approaching levels historically observed at this time of year.*

Data is representative of all patients attending a hospital (public or private) in Western Australia, for which a respiratory sample was collected and tested at a PathWest laboratory.



**Figure 2:** Hospital attending paediatric patients with RSV in Perth metropolitan region, in both Kimberley and Pilbara combined and in the remaining regions combined.

*There were 35 paediatric cases of RSV this week. 3 were from the metro area, 12 from the Pilbara, 9 from the Kimberley, 6 from the Great Southern, 3 from the Midwest and 2 from the Wheatbelt.*



**Figure 3:** Paediatric and adult hospital attending patients with RSV, 2018-2021.

*There were 35 children and 8 adults with RSV who attended a hospital.*

Data is representative of all patients attending a hospital (public or private) in Western Australia, for which a respiratory sample was collected and tested at a PathWest laboratory.